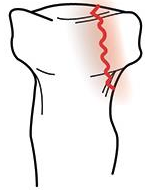


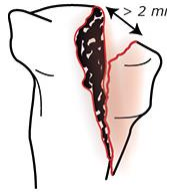
Management of Radial Head Fractures in Adults



Type 1 Radial Head Fractures

- Broad Arm Sling
- Written Information Leaflet
- Verbal Advice

DISCHARGE
With Advice
leaflet &
PHYSIO
REFERRAL on ICE



Type 2 Radial Head Fractures

- Broad Arm Sling
- Written Information Leaflet
- Verbal Advice

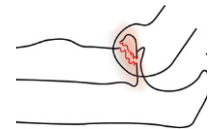
Fracture Clinic
Appointment



Type 3,4 and stable

- Above Elbow Backslab
- Written Information Leaflet
- Verbal Advice

Fracture Clinic
Appointment



Type 3,4 with Instability
to elbow joint

- Discuss with Orthopaedics and follow advice
- Above Elbow Backslab
- Verbal advice

Discuss with
Orthopaedics
and follow
advice

Exceptions: Open fracture, Neurovascular involvement, On anticoagulants, Associated injuries, Disproportionate swelling of the elbow, Multiple fragments, Instability of elbow